





Names in Routines



Daily Sign In

(Elizabeth Rayl, Lk. Silver Elementary)



Daily Graphing

(Darcy Schalk,
Palm Lake
Elementary)



Job Board

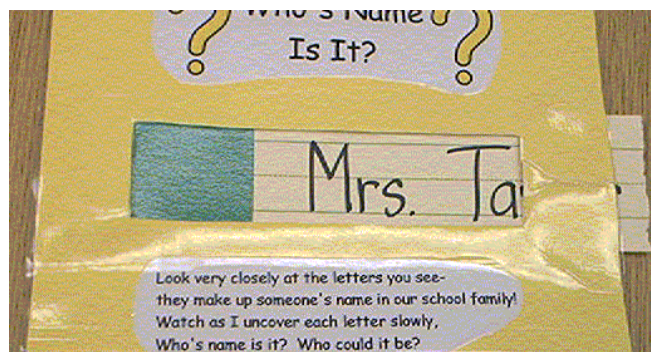
(Roxanne Schreffler,
Fern Creek Elementary)



Instructional Activities



Letters in Name Graph



Transition Activity

(See attached template & directions)



Initial Letter Name Sort



Make a Name

(Using different materials)

Who Is It?

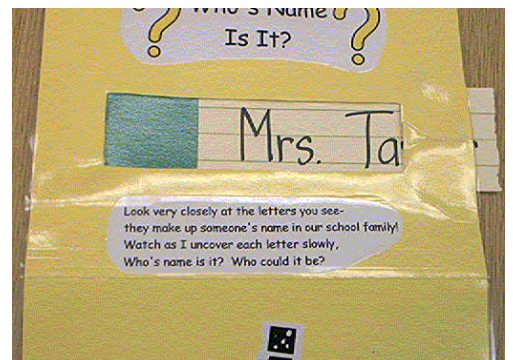
Look very closely at the letters you see-
They're part of someone's name in our school family.
Check out each letter very carefully.
Who is it? Whose name could it be?

Guess the Name File Folder

Game

Materials: Guess the Name text, File Folder, Cardstock, Sentence Strip, Markers, Glue, Scissors, Exacto Knife

1. Write student's names on sentence strips. Include photographs if possible.
2. Use an exacto knife to cut out rectangle on the front of one side of a file folder (make sure it's big enough for a sentence strip to be visible through it).
3. Cut a piece of cardstock to fit inside the file folder that is slightly larger than the rectangle window. Glue over rectangular window on the inside of file folder.
4. Cut apart text and glue onto front of file folder.
5. Decorate as desired and laminate. Cut one sentence strip to fit the file folder's length and laminate.
6. Use an exacto knife to cut a slit into side of file folder where cardstock is to create a pocket. Slide laminated sentence strip inside pocket to cover name.





More Name Ideas...

Suggested Directions: Any of these songs can be used during Whole Group, Small Group, or as a transition activity. Have photographs of children ready as you sing to help build community with your literacy work. You can use the included schoolhouse template if you want to add visual literacy to the songs or focus on letter/sound connections with magnetic letters. Attach to a magnetic surface and use the children's photographs with the original songs or use magnetic letters and adapt the songs to include phonics-place them on the schoolhouse door while as you sing.

Fun With Names

In the classroom,
early in the morning
hear the children
playing with their sounds.

Whose name starts with /a/, /a/, /a/?

Whose name starts with /a/, /a/, /a/?

Stand up,
shout it out,
then sit down!

("Alouette" tune)

Clapping Names

Clap a friend's name,
Clap a friend's name,
Clap a friend's name with me.
Clapping names is so much fun.
Clap this friend's name with me!

Ja-ka-ri

("Found a Peanut" tune)

Shout it Out

If your name starts with /m/, shout it out-Marvin!
If your name starts with /r/, shout it out-Rashad!
If your name starts with the sound, then say it really loud,
If your name starts with /j/, shout it out-Jessandra!

("If You're Happy and You Know It" tune)

